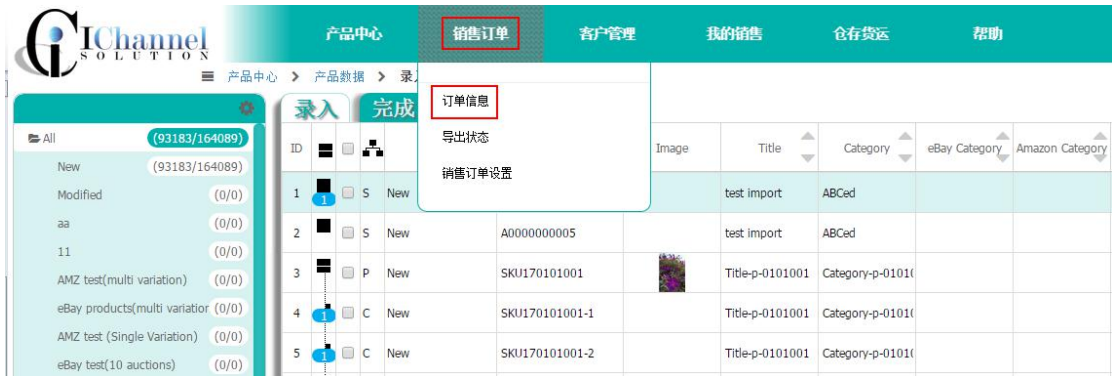
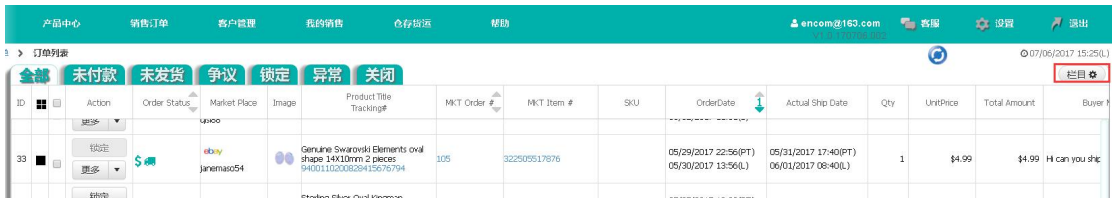


# 栏目设置

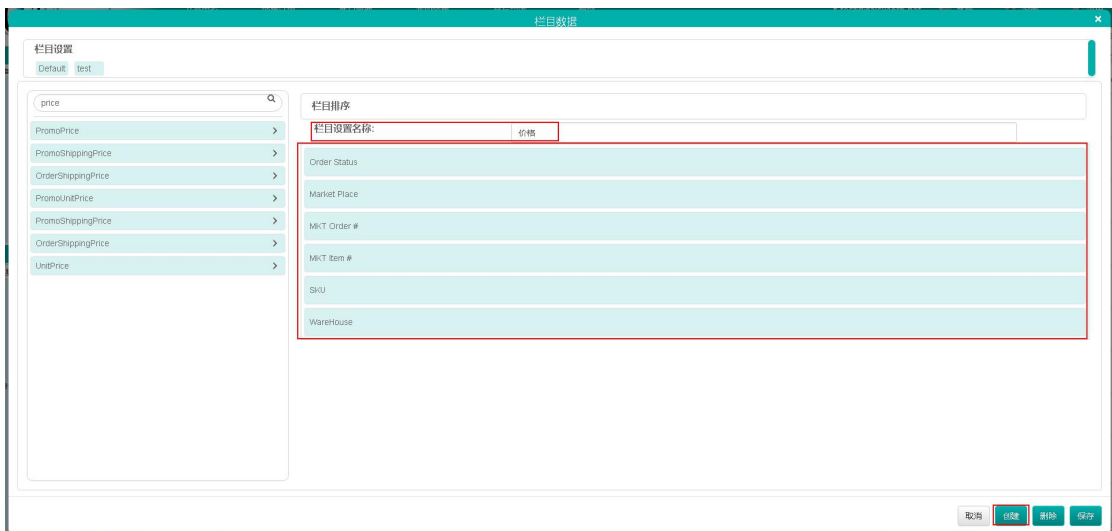
指向**销售订单**，然后点击**订单信息**，进入订单列表界面。



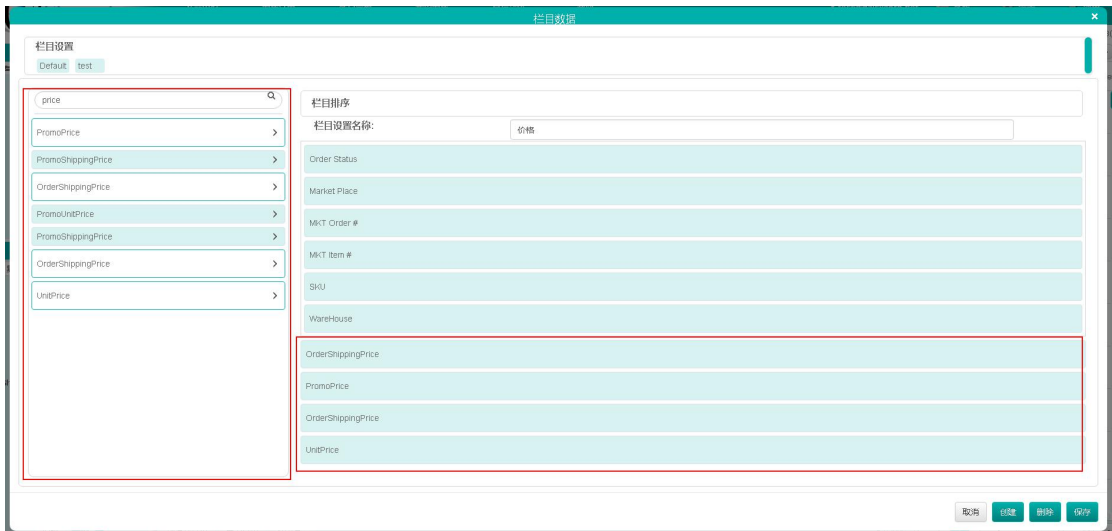
1. 在**订单列表**界面，点击**栏目**按钮。



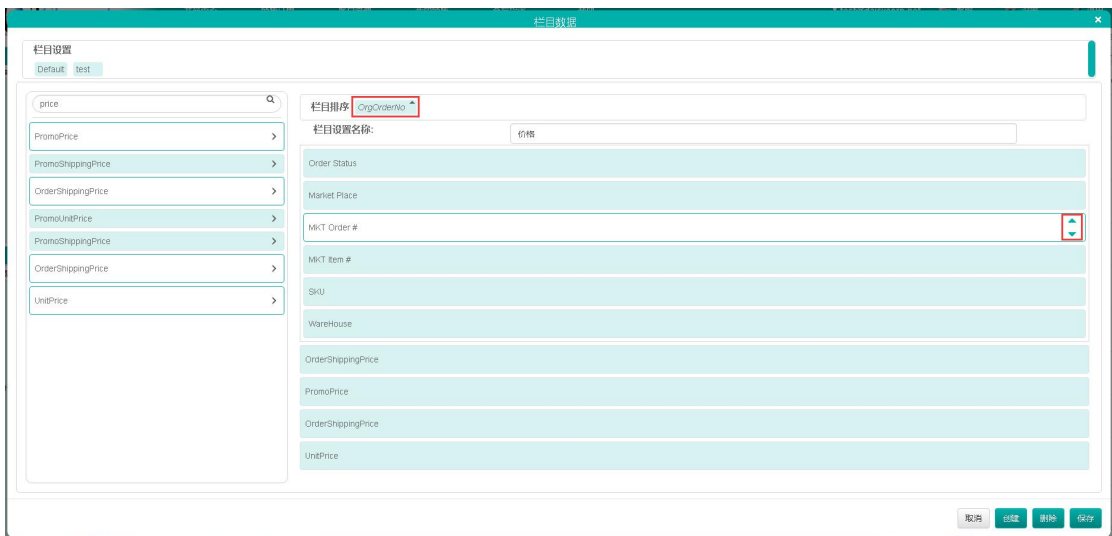
2. 现将进入**栏目数据**界面。点击右下方的**创建**按钮，输入**栏目设置名称**，下方是默认的栏目属性。



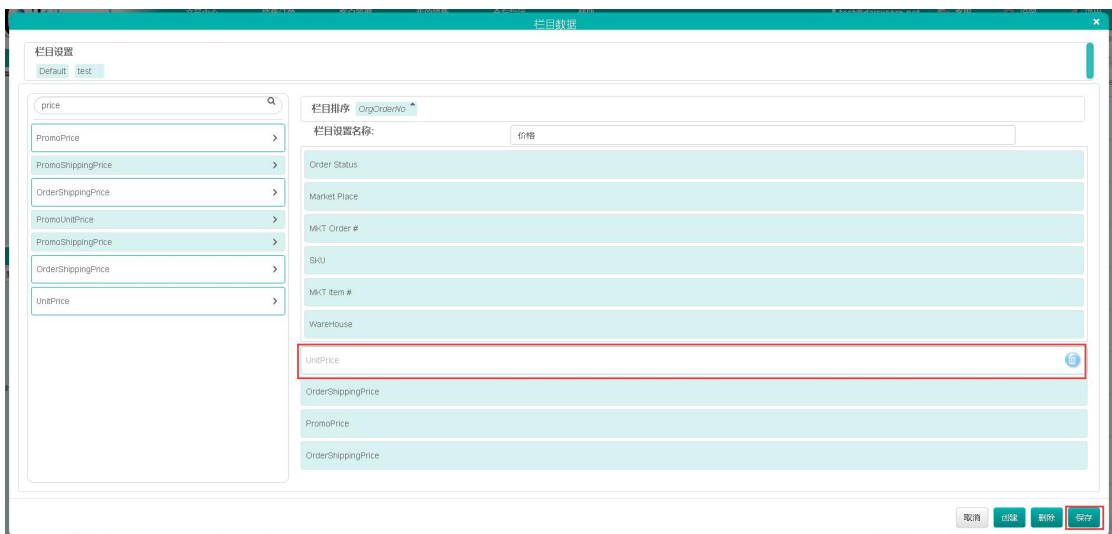
3. 接着在左边得属性列表



4. 对于某些属性，右边有排序功能，▲表示升序，▼表示降序



5. 拖动属性，还可调整位置，最后点击保存。



6. 返回订单列表界面，就能以刚刚保存的栏目进行显示。

The screenshot displays the IChannel system's order list interface. The interface is divided into several sections:

- Navigation Menu (Left):** Lists various marketplaces and users, including eBay, Amazon, and others.
- Header (Top):** Contains navigation tabs such as '未付款' (Unpaid), '未发货' (Not Shipped), '争议' (Dispute), '锁定' (Lock), '异常' (Abnormal), and '关闭' (Close). It also includes a search bar and user information.
- Main Table:** A table listing 10 orders. The columns are:
 

ID	Action	Order Status	Market Place	Mkt Order #	SKU	Mkt Item #	Warehouse	Order Price	Order Price	Order Price
1	锁定 更多		Jade_Butterfly	109	X00001	30230247802		\$0.00	\$0.00	\$3.95
2	锁定 更多	Manual Order		OR00561398	Q440001-1			\$0.00	\$0.00	\$0.00
3	锁定 更多	Manual Order		OR00561397	LX88888		M1	\$199.00	\$0.00	\$199.00
4	锁定 更多	Manual Order		OR00561396	LX88888			\$199.00	\$0.00	\$199.00
5	锁定 更多	Manual Order		OR00561395	LX88888		ccc	\$199.00	\$0.00	\$199.00
6	锁定 更多	Manual Order		OR00561394	wTest-CapTe10-7			\$99.50	\$0.00	\$99.50
7	锁定 更多	Manual Order		OR00561393	AAA00000009			\$0.00	\$0.00	\$0.00
8	锁定 更多	Manual Order		OR00561392	AAA00000009			\$0.00	\$0.00	\$0.00
9	锁定 更多	Manual Order		OR00561391	2 Lines	2 Lines	2 Lines	\$0.00	\$0.00	2 Lines
10	锁定 更多	Manual Order		OR00561390	2 Lines	2 Lines	2 Lines	\$0.00	\$0.00	2 Lines
- Footer (Bottom):** Includes a page number '6 Pages' and a search bar.